Zacks Small-Cap Research

July 2, 2012
Ken Nagy, CFA

www.zacks.com
111 North Canal Street, Chicago, IL 60606

CrowdGather Inc. (CRWG-OTC)

CRWG: Solid Top-Line, Margin Growth Outperform

Current Recommendation	**Outperform**
Prior Recommendation	Neutral
Date of Last Change	02/23/2012
Current Price (06/29/12)	$0.22
Six- Month Target Price	**$1.75**

OUTLOOK

CrowdGather, Inc. is an Internet company that specializes in the development and hosting of forum based Web sites.The firm endeavors to monetize a network of online forums and message boards. Forums remain a much undervalued part of the internet pie with $4.5 billion and CrowdGather is the only public company dedicated to monetizing this area. More page results equate to more revenue as page views have jumped from 12 million to 235 million per month through several mergers. CRWG is now in acquisition mode. We see value in the shares

SUMMARY DATA

52-Week High	**$1.18**
52-Week Low	**$0.11**
One-Year Return (%)	**-70.00**
Beta	**0.24**
Average Daily Volume (sh)	**65,556**
Shares Outstanding (mil)	**58**
Market Capitalization ($mil)	**$19**
Short Interest Ratio (days)	**N/A**
Institutional Ownership (%)	**7**
Insider Ownership (%)	**31**
Annual Cash Dividend	**$0.00**
Dividend Yield (%)	**0.00**
5-Yr. Historical Growth Rates	
Sales (%)	**N/A**
Earnings Per Share (%)	**N/A**
Dividend (%)	**N/A**
P/E using TTM EPS	**N/A**
P/E using 2011 Estimate	**N/A**
P/E using 2012 Estimate	**N/A**
Zacks Rank	**3**

Risk Level	**Above Avg**
Type of Stock	**Small-Growth**
Industry	**Internet-Contnt**

ZACKS ESTIMATES

Revenue
(in Thousands of $)

	Q1 (Jul)	Q2 (Oct)	Q3 (Jan)	Q4 (Apr)	Year (Apr)
2009	$10 A	$21 A	$35 A	$47 A	$113 A
2010	$53 A	$58 A	$83 A	$116 A	$310 A
2011	$330 A	$463 A	$380 A	$408 A	$1,581 A
2012	$334 A	$468 A	$550 A	$600 E	$1,952 E

Earnings per Share
(EPS is operating earnings before non recurring items)

	Q1 (Jul)	Q2 (Oct)	Q3 (Jan)	Q4 (Apr)	Year (Apr)
2009	-$0.01 A	-$0.02 A	-$0.01 A	-$0.02 A	-$0.06 A
2010	-$0.03 A	-$0.02 A	-$.0.01 A	-$0.02 A	-$0.08 A
2011	-$0.01 A	-$0.02 A	-$0.01 A	-$0.02 A	-$0.06 A
2012	-$0.01 A	-$0.01 A	-$0.01 A	-$0.01 E	-$0.04 E

© Copyright 2012, Zacks Investment Research. All Rights Reserved.

WHATS NEW

CrowdGather Sees Record Revenue, Strong Margin Growth

On March 8, 2012, the Woodland Hills, California based CrowdGather, Inc., with its networks of forum communities on the Internet, reported financial results for its fiscal 2012 third quarter and nine months, ended January 31, 2012.

The strong third quarter performance resulted in a 44.6 percent year over year increase in revenues and a 17.4 percent increase sequentially, with revenues increasing to a record $549,750 during the three months ended January 31, 2012.

Still, net loss increased by 20.1 percent year over year but fell 1.4 percent sequentially, to a net loss $746,980. This compares to a net loss of $621,835 for the comparable quarter of fiscal 2011.

The year over year increase in net loss for the three months ended January 31, 2012 was mainly due to increased payroll expenses from new employees and non-cash charges for stock-based compensation which was offset by improved gross margin.

Gross margin for the three months jumped to 99.1 percent year over year from 88 percent for the quarter ended January 31, 2011.

The improvement was primarily due to revenues being comprised entirely of the monetization of the Company's forum ad space, including the recent Yuku.com acquisition, and not including any of the lower margin ad agency revenue from Adisn as in fiscal 2011.

It should be noted that during the quarter ended January 31, 2012, CrowdGather's monthly page views across all properties increased year over year from 89 million to 231 million while monthly unique visitors jumped year over year from 4 to 5 million to 16.8 million monthly unique visitors.

Similarly, approximately 24.8 million users have registered to date on CrowdGather network sites, with 63.8 million total discussions comprising over 1.2 billion individual replies.

Based on a weighted average number of basic and fully diluted common shares of 58.139 million, basic and diluted net loss per share resulted in a net loss of $0.01 per share for the third quarter of fiscal 2012. This compared to a basic and diluted net loss per share of $0.01 based on a weighted average number of basic and fully diluted shares of 43.796 million during the three months ended January 31, 2011.

For the nine months ended January 31, 2012, year over year revenues improved by 15.3 percent to $1.352 million from $1.173 million for the comparable nine months of fiscal 2011.

Still, net loss for the nine months increased year over year by $427,744 to a net loss of $2.375 million for the nine months ended January 31, 2012. This compares to a net loss of $1.949 million for the comparable nine months of fiscal 2011.

Here again, the increase in net loss for the nine months was primarily due to an increase in total operating expenses which was offset by improved gross margin.

Total operating expense increased year over year by 30.8 percent or $852,140 to $3.620 million.

Still, gross margin improved to 91.6 percent for the nine months ended January 31, 2012 compared to 68.4 percent for the comparable nine months of fiscal 2011.

The improvement was primarily due to improved monetization of the Company's forum ad space, as well as increased ad inventory from acquisitions.

Based on a weighted average number of basic and fully diluted common shares of 58.369 million, basic and diluted net loss per share resulted in a $0.04 loss per share for the nine months ended January 31, 2012. This compared to a basic and diluted net loss per share of $0.05 based on a weighted average number of basic and fully diluted shares of 42.285 million during the nine months ended January 31, 2011.

The Company's balance sheet improved year over year with total assets jumping to $16.850 million as of January 31, 2012 versus total assets of $10.591 million on January 31, 2011.

Along the same lines, the Company had cash of $2.680 million, no long term debt and had working capital of $2.812 million as of January 31, 2012. This compares to $978,729 of cash and working capital of $892,748 as of January 31, 2011.

Furthermore, shareholder equity increased to $16.779 million or nearly $0.29 per share as of January 31, 2012. This compares to $10.300 million in net equity or a book value of just over $0.18 per share as of January 31, 2011.

It should be noted that CrowdGather recently restructured its efforts into pursuing revenue mainly from its forum network in an effort to capture higher margin revenues.

As a result, based on its year to date revenue, management is currently anticipating that it will achieve its projected total revenue of $1.9 million for fiscal year 2012 ending in April.

Similarly, with the improving monetization of the forum revenue stream, the upcoming utilization of the Company's ad server and other forum services in development, and the efforts to expand the recently launched made-for-social-media fragrance Erox brand, management believes CrowdGather is well positioned for Fiscal 2013.

The Company continues to anticipate improved monetization of the forum revenue stream from the increased premium ad inventory and from the utilization of its integrated ad server which the Company anticipates to roll out commercially around year-end fiscal 2012.

Additionally, in an effort to expand its reach and prominence as a leading network for forum members, owners and advertisers, CrowdGather acquired the additional properties pbnation.com, writers.net and yuku.com during the first nine months of fiscal 2012.

CrowdGather intends to continue to seek other opportunities to acquire strategic properties that are expected to contribute to increased traffic growth for the Company.

Zacks estimates are exclusive of any possible contribution from potential acquisitions and investors should be aware that short or medium-term pressure on the shares may exist as several deals were paid for with equity. This can cause increased selling as lock up periods expire and the third party is allowed to sell shares.

Paintball Nation
On May 25, 2011 CrowdGather announced that it has acquired the domain name, website, and assets related to PbNation.com one of the world's largest online paintball communities. According to the 8K the total purchase price for the PbNation.com site and assets is up to $3.2 million, consisting of $1.4 million in cash, 1,149,425 shares of the Company's restricted common shares, and certain additional cash and stock compensation totaling up to $800,000 if certain monthly website visitor traffic milestones are achieved. The number of shares issued was calculated by dividing $1 million by the Company's 10 day volume weighted average share price of $0.87 per share through Friday, May 20, 2011.

PbNation generates 20 million monthly page views and approximately 1.9 million monthly unique visitors. On a combined basis, the CrowdGather forum network will generate 155 million monthly page views and 15 million monthly unique visitors.

On April 18th before the market opened CrowdGather announced that it has acquired the assets of free forum hosting pioneer, Forumer.com. Forumer, which serves 35 million monthly page views across 200,000 active forums, joins CrowdGather's existing free forum hosting platforms FreeForums.org and Lefora.com in providing a wide range of alternatives to individuals seeking to build communities online. With this purchase, CrowdGather's network traffic has increased 50% this year to 135 million monthly pageviews and 13 million monthly unique visitors. This is up from 100 million monthly pageviews just prior to the transaction and 90 million monthly pageviews at the beginning of calendar 2007. In the simplest terms more page hits equates to more revenue. According to the 8K the purchase price of the website was $400,000 of which $300,000 was paid in cash and 100,000 shares of CrowdGather common stock.

On March 3rd the firm closed a private placement transaction previously announced on February 28, 2011. Under the terms of the transaction CrowdGather sold an aggregate of approximately 7,136,364 million shares of its common stock at $1.10 per share and warrants to purchase up to approximately 5,352,273 million additional shares of its common stock. The warrants to purchase additional shares will be exercisable at an exercise price of $1.50 per share and are exercisable for 5 years commencing six months and one day following their issue date.

Looking Closer at Dilution/Valuation
While there was dilution in getting from 90 million page views to 235 million, the firm essentially got from 12 million to 90 million with no dilution. With the acquisition of Adisn and Lefora the firm essentially leveraged $6.5 million in equity in exchange for an increase in revenues and page views. That stake was not dilutive given the cancellation of 5 million shares of CEO, Sanjay Sabnani's beneficial holdings in Crowd Gather. Investors that bought the stock at the time essentially got a firm that is debt free, growing page views at 750% (12 million to 90 million), revenues at over 400%, and did not suffer dilution.

Our price target is $1.75 per share, which is derived from the average of our discounted cash flow model and relative valuation model. We assumed a conservative capture of the forum market over a ten year period.

Market Share of Social Media



INVESTMENT THESIS

CrowdGather, Inc. is an Internet company that specializes in the development and hosting of forum based Web sites. It monetizes a network of online forums and message boards to engage, provide information to, and build community around users. The company is in the process of building social, advertising, and user generated content networks by consolidating existing groups of online users that post on message boards and forums. Its forum communities connect people sharing their questions, expertise, and experiences. The company holds approximately 70 Web properties hosting around 44,000 forum communities, as well as a portfolio of 300 domain names. The firm has three areas of expertise.

Premium Communities

CrowdGather acquires forums and provides them with high-quality infrastructure, software and services. Their destination forums allow for precise, targeted campaigns crafted along their verticals and command higher than market level CPMs. CrowdGather retains full control of advertising on these highly trafficked sites. Leading sites include:

Premium Communities	Targeted Vertical
Ngemu.com	Software emulators
Nsider2.com	Nintendo enthusiast community
GenMay.com	Off-topic and humor
Anythingbutipod.com	Consumer electronics media player community
AquaticPlantCentral.com	Aquascapes
Clubxb.com	Scion xB owner community
DemocracyForums.com	Politics
ABXZone.com	Computer help
Zealot.com	Hobby enthusiast forum
MotorcycleForum.com	Motorcycles
Pocketbikeplanet.com	Mini-bike owner society
Wiispace.com	Nintendo Wii enthusiast community
ZuneBoards.com	Microsoft Zune community

Forum Hosting

It also allows third-party forum owners to build their own forums for free on its proprietary free forum hosting platform; in exchange CrowdGather places advertising on these forums or offers subscription based ad-free forum creation and hosting options. There are thousands of sites in this network and it is conducive to cost-effective, large-scale ad campaigns. The primary forum hosting sites owned by CrowdGather are:

- Lefora.com
- Freeforums.org
- Freepowerboards.com
- Makeforums.org
- Eamped.com

Advertising

In coordination with ADISN, CrowdGather's digital media agency, CrowdGather aggregates forums into key verticals to provide brand marketers relevant channels for their advertising including rich-media solutions and campaign analytics. ADISN'sexpertise in targeted dynamic campaigns combined with CrowdGather's expert knowledge in site aggregation and demographic targeting guarantees a brand marketer's message reaches receptive enthusiasts in their network and beyond.

Forums are unique

People are there precisely to discuss products or services, even specific brands. They pose questions to the community, ask for guidance or simply look to connect with people who share their passions. The audience is primed and ready for – even actively seeking – product-specific messages.

Forums remain a much undervalued piece of the internet advertising sales puzzle in part because of fear of negative feedback to a particular brand or company. However, many companies are changing their approach with the advent of social media and there is an increasing interest to listen to consumers and a value placed

on the feedback through forums and message boards.[1]68%[2] of active social media users are increasing their use of message boards as a means to communicate on specific topics or to provide feedback and reviews on products or companies. In addition, CrowdGather mitigates the risk of negative brand feedback by providing oversight of their sites.

Those who contribute to online forums are[3]:

- 10 times more likely than non-contributors to also publish a blog.
- 9 times more likely to take an active role in organizing events or meet-ups for group that originally met online.
- 3.5 times more likely to proactively recommend a particular purchase to someone else
- 3.5 times more likely to share links about new products
- 4 times more likely to post online ratings and reviews, and almost twice as likely to share advice -- offline and in person -- based on information they had read online.
- Of the top 20 social networking sites in 2009, 2 of them are message boards: Yahoo Message Boards and Gaiaonline.com.[4]
- 2217% of US Internet users read message boards daily, compared to 11% of US Internet users that read blogs daily[5], 8% that watch videos online and only 6% who use Twitter daily.

With 50 billion posts and 300 million members worldwide,[6] community forums are 5 times larger than the blogosphere. According to Internet Brands user generated content sites are valued at $31 billion and forums represent $4.5 billion of this. CrowdGather remains the only public company dedicated to monetizing this opportunity. Forums have very high leverage and require very little upkeep since nearly all of the content is user generated. Further, the sites are generally staffed by volunteers.

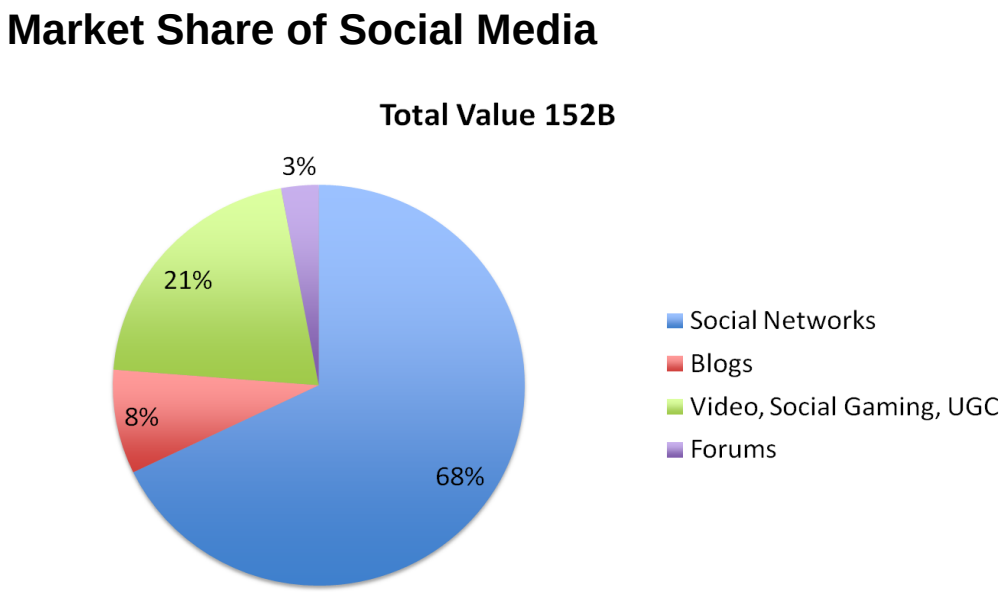

[1] Groundswell Harvard Business School Press; 2008
[2] eMarketer BlogHer and iVillage, "2010 Social Media Matters Study" co-sponsored by Ketchum and The Nielsen Company, April 15, 2010
[3] 2010 study conducted by Synovate on behalf of forum marketer PostRelease
[4] Hitwise, "US Data Center," August 14,2009
[5] eMarketer BlogHer and iVillage, "2010 Social Media Matters Study" co-sponsored by Ketchum and The Nielsen Company, April 15, 2010
[6] BoardTracker

Demographics

The firm has very valuable demographics with

- 67% Male.
- 45% Age 18-34
- 42% Age 35+
- 38% Have Children
- 47% College or Grad School Educated

FreeForums
On March 12, 2010, CRWG entered into a website and domain name acquisition agreement with Phil Santoro in which it acquired the website, www.freeforums.org. The total purchase price of the Websites was $1,000,000, which consisted of cash and stock. The Agreement also provides for payment of conditional traffic bonus compensation in the form of an additional $200,000 payable to Santoro in shares of common stock, if, during the following twelve months, the average monthly visitor traffic to the Websites is greater than or equal to 59.13 million monthly page views, as measured by Google analytics.

Adisn
On June 10th 2010 CRWG announced that it acquired Adisn, a next generation Digital Ad Agency that uses relationship data from the social web to enhance targeting, for $5.5 million, the largest acquisition in CrowdGather's history. CrowdGather will issue 4,621,849 shares of common stock for the purchase. Adisn will operate as a wholly owned subsidiary of the Company. Adisn negotiates advertising rates with its customers and then purchases ad inventory from real-time advertising exchanges and online publishers at a lower cost, thus capturing the difference as net revenues. CrowdGather's unfilled ad inventory will also provide zero cost advertising inventory for Adisn's performance campaigns thus generating incremental revenue for CrowdGather. With Adisn, CrowdGather has effectively achieved two objectives: the addition of a sales force for its growing advertising network; and ad server technology that can provide analytics and tracking that are required for higher value advertising campaigns.

Lefora
On July 26, 2010 CrowdGather announced that it had signed a definitive agreement to acquire the technical assets from Lefora, to consolidate CrowdGather's market leadership in the hosted forum market. The CrowdGather network combined with Lefora's hosted forum properties will offer a search engine and social media-friendly network of forum communities that serves over 90 million monthly page views. Lefora has built up a user base of over 100,000 forum communities by virtue of its advanced functionality, combined with the simple user experience. Lefora allows less technical people to start their own community with a form-based editor to set up a forum that is also enabled for social media and search engine optimization. The combination of Lefora's technology and CrowdGather's network and monetization capabilities will make CrowdGather the leader in the hosted forum market by both reach and user experience.

CPM is an internet advertising term that stands for cost per thousand ad views. While the major internet sites such as ESPN, can be as much as $20 CPM forums can be as little as $0.30 to $0.60 this opens the firm up to advertising revenue from both small and large businesses.

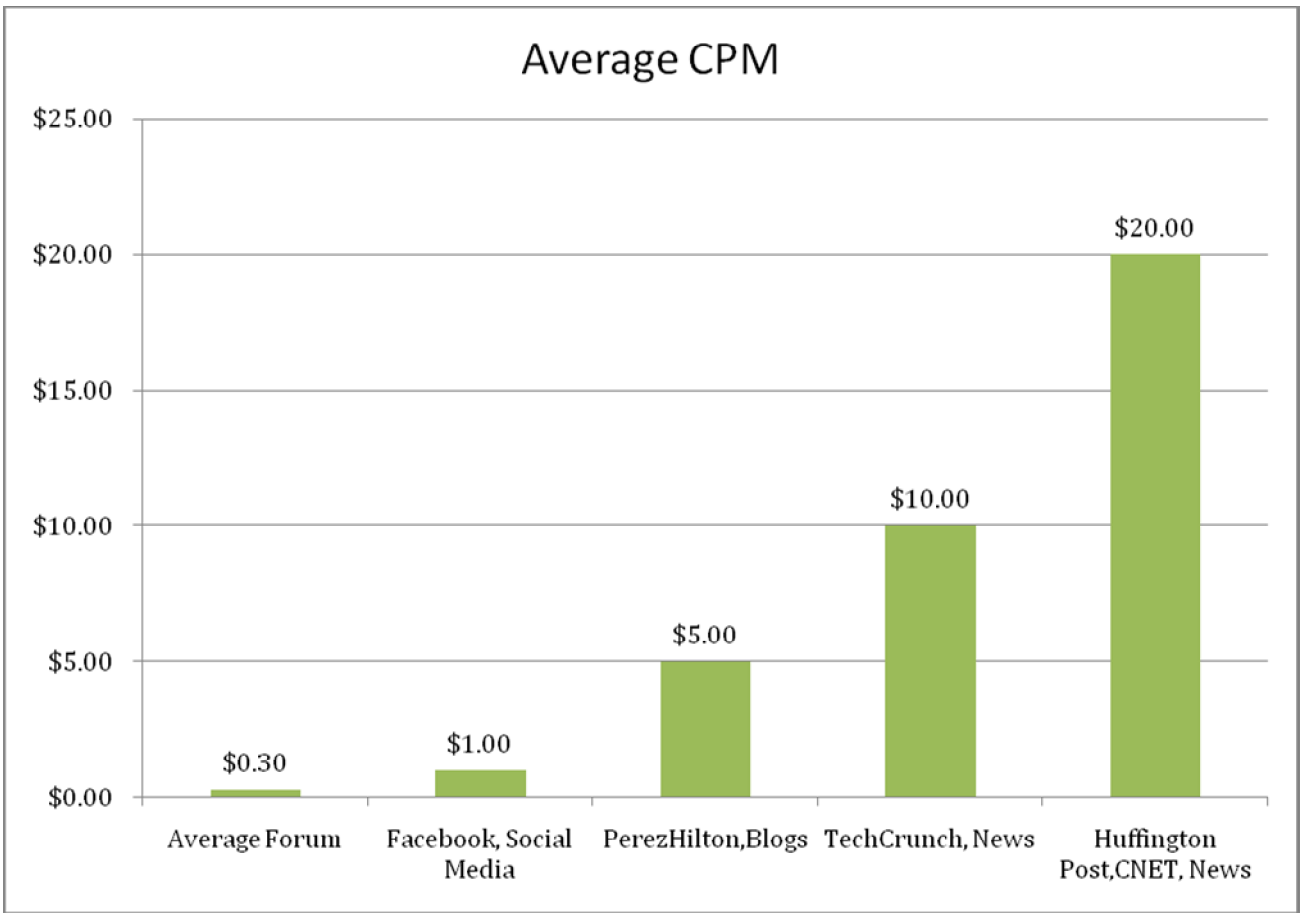

According to the Kauffman Index of Entrepreneurial Activity entrepreneurs have remained a strength of the U.S. economy amid one of the worst recessions on record. More entrepreneurs launched new businesses in 2009 than at any other time in the past 14 years. This makes sense from a logical standpoint as well. In the simplest of terms when things get rough entrepreneurs tend to take matters in to their own hands. Small businesses tend to lead economic growth, whereas large firms tend to follow it. Among small businesses, very small businesses (VSB), which the California Association for Micro Enterprise Opportunity (CAMEO) defines as 5 or less employees, come into being to meet immediate and local needs or to develop new or emerging markets by using innovation and technology. They tend to make markets. Large businesses tend to shy away from small or unestablished markets. They most frequently do not make investments until they are fairly certain that markets exist, conducting long studies and spending heavily to break into a market that already has been “pioneered” by smaller and bolder ventures.

PROJECTED INCOME STATEMENT

INCOME STATEMENT ($ Thousands)	Jan-11 Q3 11	Apr-11 Q4 11	Jul-11 Q1 12	Oct-11 Q2 12	Jan-12 Q3 12	Apr-12 Q4 12 E	FY 2008	FY 2009	FY 2010 E	FY 2011	FY 2012 E
REVENUE											
Net Revenue	**380.2**	**381.0**	**334.0**	**468.3**	**549.8**	**600.0**	**20.8**	**112.5**	**309.8**	**1581.0**	**1952.1**
Sequential Growth		*0%*	*-12%*	*40%*	*17%*	*9%*					
OPERATING EXPENSES											
Cost of Revenues	44.19	50.00	108.74	0.00	4.79	7.00	431.5	2489.7	2303.5	775.5	120.5
% of Revenue	*11.6%*	*13.1%*	*32.6%*	*0.0%*	*0.9%*	*1.2%*					
Gross Profit -	**336.0**	**331.0**	**225.3**	**468.3**	**545.0**	**593.0**	**-410.8**	**-2377.2**	**-1993.7**	**805.4**	**1831.5**
Proforma Gross Margin	*88.4%*	*86.9%*	*67.4%*	*100.0%*	*99.1%*	*98.8%*	*-1978.7%*	*-2112.3%*	*-643.6%*	*50.9%*	*93.8%*
Depreciation + Amort	0.00	0.00	0.00	0.00	0.00	0.00	0.0	0.0	0.0	0.0	0.0
% of Revenue	*0.0%*	*0.0%*	*0.0%*	*0.0%*	*0.0%*	*0.0%*	*0.0%*	*0.0%*	*0.0%*	*0.0%*	*0.0%*
SG&A	955.04	925.00	1099.32	1228.20	1293.37	1295.00	0.0	0.0	0	3689	4916
% of Revenue	*251.2%*	*242.8%*	*329.1%*	*262.3%*	*235.3%*	*215.8%*	*0.0%*	*0.0%*	*0.0%*	*233.3%*	*251.8%*
GW Amort, Restructuring, other							-	-			
% of Revenue											
Total Operating Expenses	955.04	925.00	1099.32	1228.20	1293.37	1295.00	0.0	0.0	0	3689	4916
% of Revenue	*251.2%*	*242.8%*	*329.1%*	*262.3%*	*235.3%*	*215.8%*	*0.0%*	*0.0%*	*0%*	*233%*	*252%*
Operating Income -	**-619.01**	**-594.0**	**-874.0**	**-759.9**	**-748.4**	**-702.0**	**-410.8**	**-2377.2**	**-1994**	**-2883**	**-3084**
Operating Margin	*-162.8%*	*-155.9%*	*-261.7%*	*-162.3%*	*-136.1%*	*-117.0%*	*-1979%*	*-2112%*	*-644%*	*-182%*	*-158%*
NON-OPERATING ITEMS											
Non operating Income/Expense	-2.8	0	4	2	1	2	1.4	-61.1	-1435	72	9
% of Revenue	*-0.74%*	*0.00%*	*1.08%*	*0.46%*	*0.26%*	*0.25%*	*6.71%*	*-54.25%*	*-463.29%*	*4.54%*	*0.45%*
Tax Provision	0.0	0.0	0.8	0.0	0.0	0.0	0.80	0.0	1	1	1
Effective Tax Rate											
Net Income -	**-621.84**	**-594.00**	**-871.24**	**-757.73**	**-746.98**	**-700.50**	**-410.18**	**-2438.21**	**-3429.7**	**-2812.2**	**-3076.4**
Net Income Margin	*-163.5%*	*-155.9%*	*-260.8%*	*-161.8%*	*-135.9%*	*-116.8%*	*-1975.8%*	*-2166.5%*	*-1107%*	*-178%*	*-158%*
EARNINGS PER SHARE											
EPS - Basic	-$0.01	-$0.01	-$0.01	-$0.01	-$0.01	-$0.01	-$0.01	-$0.06	-$0.08	-$0.06	-$0.04
EPS - Diluted	-$0.01	-$0.01	-$0.01	-$0.01	-$0.01	-$0.01	-$0.01	-$0.06	-$0.08	-$0.06	-$0.04

Ken Nagy, CFA Zacks Investment Research 3/9/2012

HISTORICAL ZACKS RECOMMENDATIONS

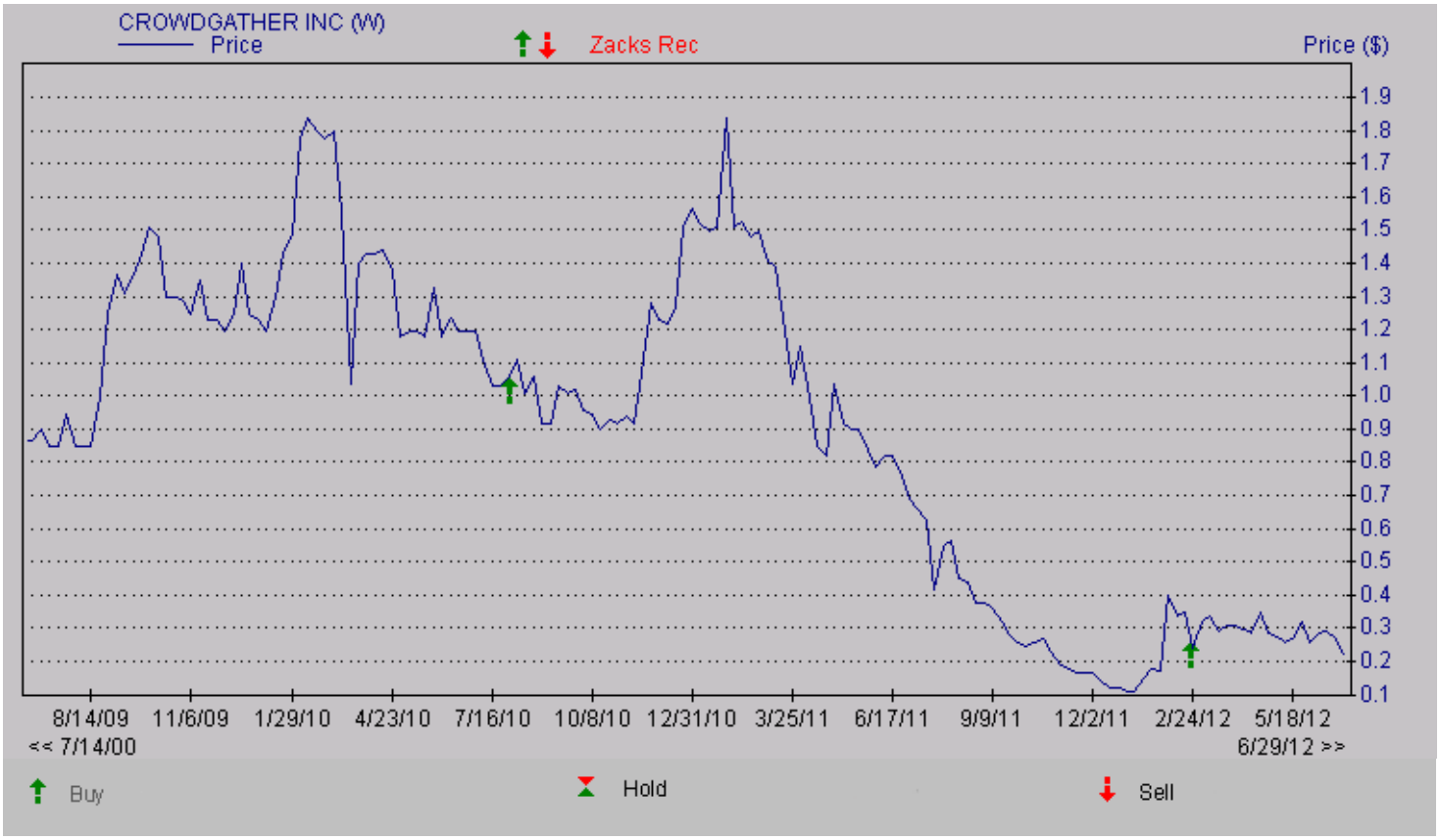

DISCLOSURES

The following disclosures relate to relationships between Zacks Investment Research ("ZIR") and Zacks Small-Cap Research ("Zacks SCR") and the issuers covered by the Zacks SCR analysts in the Small-Cap Universe.

ZIR or Zacks SCR Analysts do not hold or trade securities in the issuers which they cover. Each analyst has full discretion on the rating and price target based on their own due diligence. Analysts are paid in part based on the overall profitability of Zacks SCR. Such profitability is derived from a variety of sources and includes payments received from issuers of securities covered by Zacks SCR for non-investment banking services. No part of analyst compensation was, is or will be, directly or indirectly, related to the specific recommendations or views expressed in any report or blog.

ZIR and Zacks SCR do not make a market in any security nor do they act as dealers in securities. Zacks SCR has never received compensation for investment banking services on the small-cap universe. Zacks SCR does not expect received compensation for investment banking services on the small-cap universe. Zacks SCR has received compensation for non-investment banking services on the small-cap universe, and expects to receive additional compensation for non-investment banking services on the small-cap universe, paid by issuers of securities covered by Zacks SCR. Non-investment banking services include investor relations services and software, financial database analysis, advertising services, brokerage services, advisory services, investment research, and investment management.

Additional information is available upon request. Zacks SCR reports are based on data obtained from sources we believe to be reliable, but is not guaranteed as to accuracy and does not purport to be complete. Because of individual objectives, the report should not be construed as advice designed to meet the particular investment needs of any investor. Any opinions expressed by Zacks SCR Analysts are subject to change. Reports are not to be construed as an offer or the solicitation of an offer to buy or sell the securities herein mentioned. Zacks SCR uses the following rating system for the securities it covers. Buy/Outperform: The analyst expects that the subject company will outperform the broader U.S. equity market over the next one to two quarters. Hold/Neutral: The analyst expects that the company will perform in line with the broader U.S. equity market over the next one to two quarters. Sell/Underperform: The analyst expects the company will underperform the broader U.S. Equity market over the next one to two quarters.

The current distribution of Zacks Ratings is as follows on the 1030 companies covered: Buy/Outperform- 14.1%, Hold/Neutral- 80.0%, Sell/Underperform – 5.3%. Data is as of midnight on the business day immediately prior to this publication.